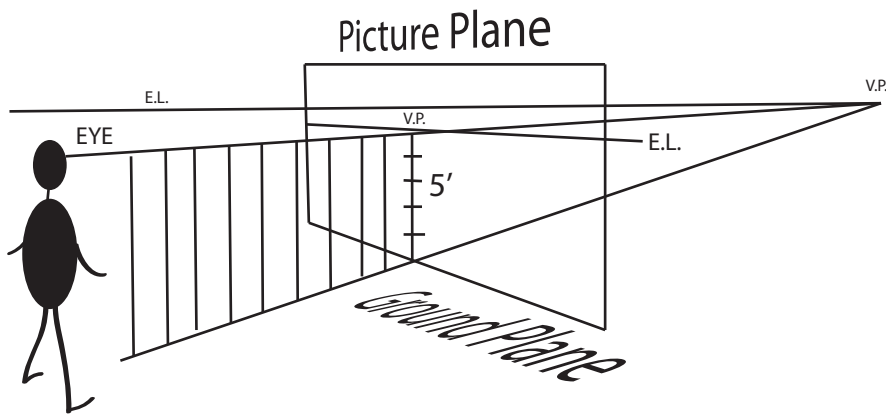


1 Point Perspective



Eye Level (EL)- the line representing your eye's distance from the ground. As your eyes move up or down the eye level changes. Also called Horizon Line.

Picture Plane (PP)- The picture plane is the actual surface of a drawing or painting.

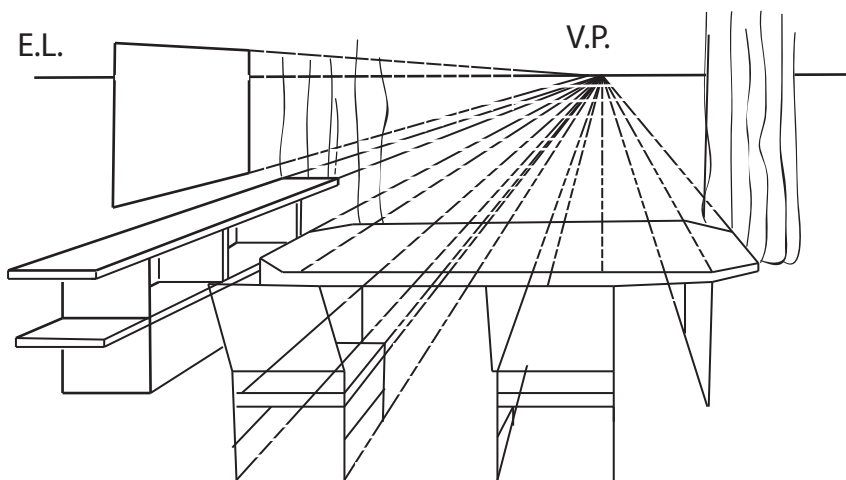
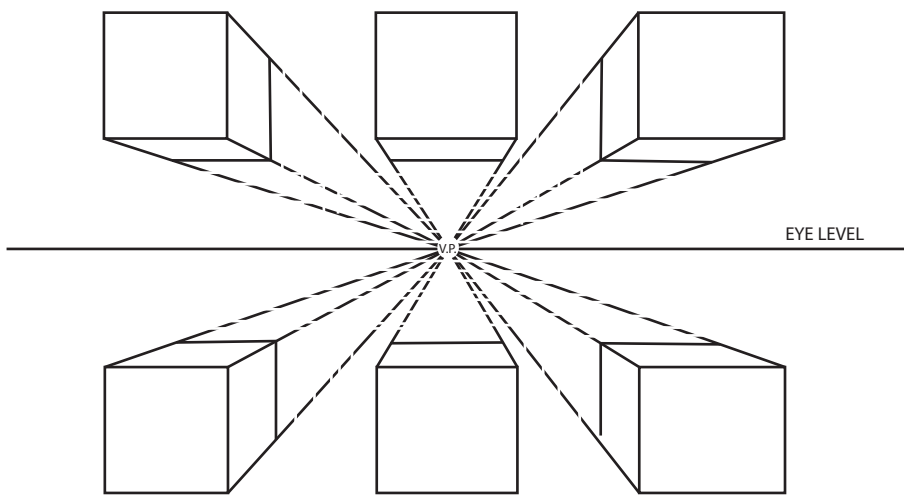
Plane - Any flat surface such as a wall, floor, or table top is a plane.

Vanishing Point (VP)- The vanishing point is a point at which parallel lines receding into space appear to meet.

Center Line of Vision (CLV) - represented by a vertical line that is the equivalent to the center of your eyes. If an object is directly in front of you it is on the center line of vision (CLV)

Ground Line (GL)- represents the ground you are standing on.

Station Point (SP)- The point at which the viewer is standing.



Basic rules of perspective:

All parallel lines will converge to the same vanishing point.

Objects will appear to get smaller as they get closer to the Eye Level (Horizon Line)

In both 1 and 2 point perspective, the (VP) vanishing points are always on the eye level.