

Beginning Drawing Class - Online Homework Assignment
Master Composition Study




Master
Composition
Image
Example

WATCH THE VIDEO LINK BELOW:

Composition and the Final Still Life Drawing
<https://vimeo.com/409662885>

*This project is explained in the first 10 minutes of the video link above

**5 Step
Graphite
Value Scale**




1st Composition Study

Simplifying details and blocking in the general value pattern using 5 values



2nd Composition Study



Geometric Simplification using 5 values



Select your master composition image from the class notes website: www.dawnsartnotes.com

<http://www.dawnsartnotes.com/master-compositions.html>

Master Composition Study



SUGGESTED MATERIALS for the Master Composition Study:

Graphite on white drawing paper or bristol

Size of Project : Value Scale, 1" tall x 5" wide

EACH Study Drawing: approx. 5 x 7"

(*Keep the proportion of your study drawings the same as the original image.

Ex. If the original painting was 2 ft x 2 ft, then each study drawing could be approx. 5" x 5")

Select your master composition image from the class notes website: www.dawnsartnotes.com



Master Copy Image Example - Guido Cagnacci

David with the Head of Goliath, 1645-50